
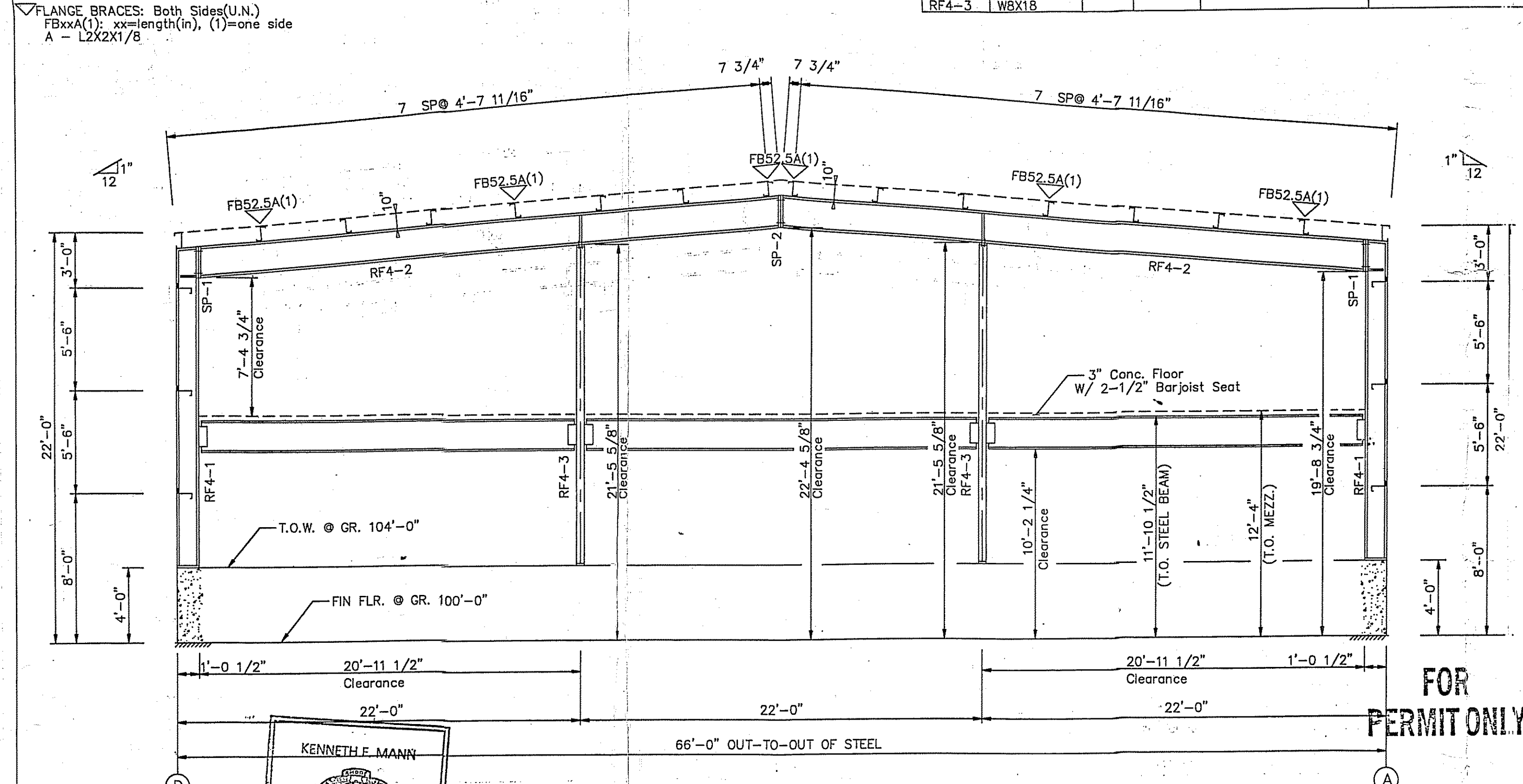


SPLICE BOLTS				CAP PLATE BOLTS			
Splice Mark	Qnt	Top Of Plate Typ Dia Len	Bottom Of Plate Qnt Typ Dia Len	Col Id	Qnt	Typ Dia Len	
Sp-1	2	A325 0.750 2.00	2 A325 0.750 2.00	RF4-3	4	A325 0.625 1.50	
Sp-2	2	A325 0.750 2.00	2 A325 0.750 2.00	RF4-3	4	A325 0.625 1.50	

PIECE	MEMBER SIZE TABLE (in)			OUTSIDE FLANGE W x T x LEN	INSIDE FLANGE W x T x LEN
	WEB DEPTH START/END	WEB PLATE THICK	LENGTH		
RF4-1	11.5/11.5	0.180	206.1	6 x 1/2" x 205.1	6 x 1/2" x 187.9
RF4-2	17.5/17.5	0.125	195.9	6 x 1/4" x 12.0	6 x 1/4" x 383.8
RF4-3	17.5/17.5	0.180	189.4		


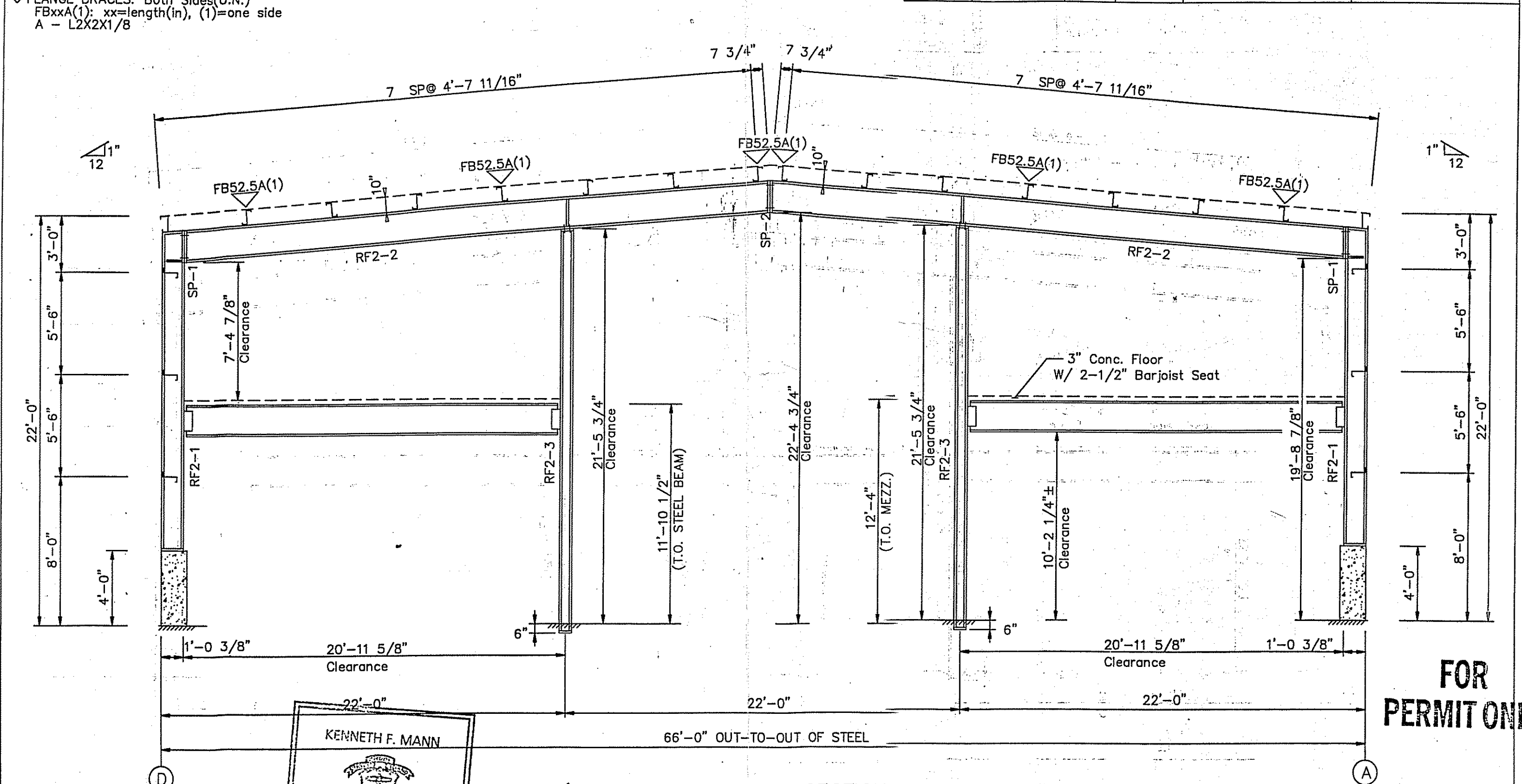


BUILDING CROSS SECTION FOR FRAME LINE 6

PACKAGE STEEL BLDGS.		Bolton Builders	
PROJECT	Maritime Foods	FRAME X-SECTION PLAN - PRELIMINARY	
ID	0211-019	DESIGN:DRM	DESIGN CHECK:
PROJECT ADDRESS	Providence, RI 02914	DRAFT:GAW	DRAFT CHECK:
		DATE:12/03/02	SHEET FRXS-4

SPLICE BOLTS				CAP PLATE BOLTS			
Splice Mark	Qnt	Top Of Plate Typ Dia Len	Bottom Of Plate Qnt Typ Dia Len	Col Id	Qnt	Typ Dia Len	
Sp-1	2	A325 0.750 2.00	2 A325 0.750 2.00	RF2-3	4	A325 0.625 1.50	
Sp-2	2	A325 0.750 2.00	2 A325 0.750 2.00	RF2-3	4	A325 0.625 1.50	

PIECE	MEMBER SIZE TABLE (in)			OUTSIDE FLANGE W x T x LEN	INSIDE FLANGE W x T x LEN
	WEB DEPTH START/END	WEB PLATE THICK	LENGTH		
RF2-1	11.5/11.5	0.180	206.2	8 x 3/8" x 205.2	8 x 1/2" x 189.0
RF2-2	17.5/17.5	0.125	196.0	8 x 3/8" x 11.9	8 x 1/4" x 383.9
RF2-3	17.5/17.5	0.180	189.4	6 x 1/4" x 383.9	


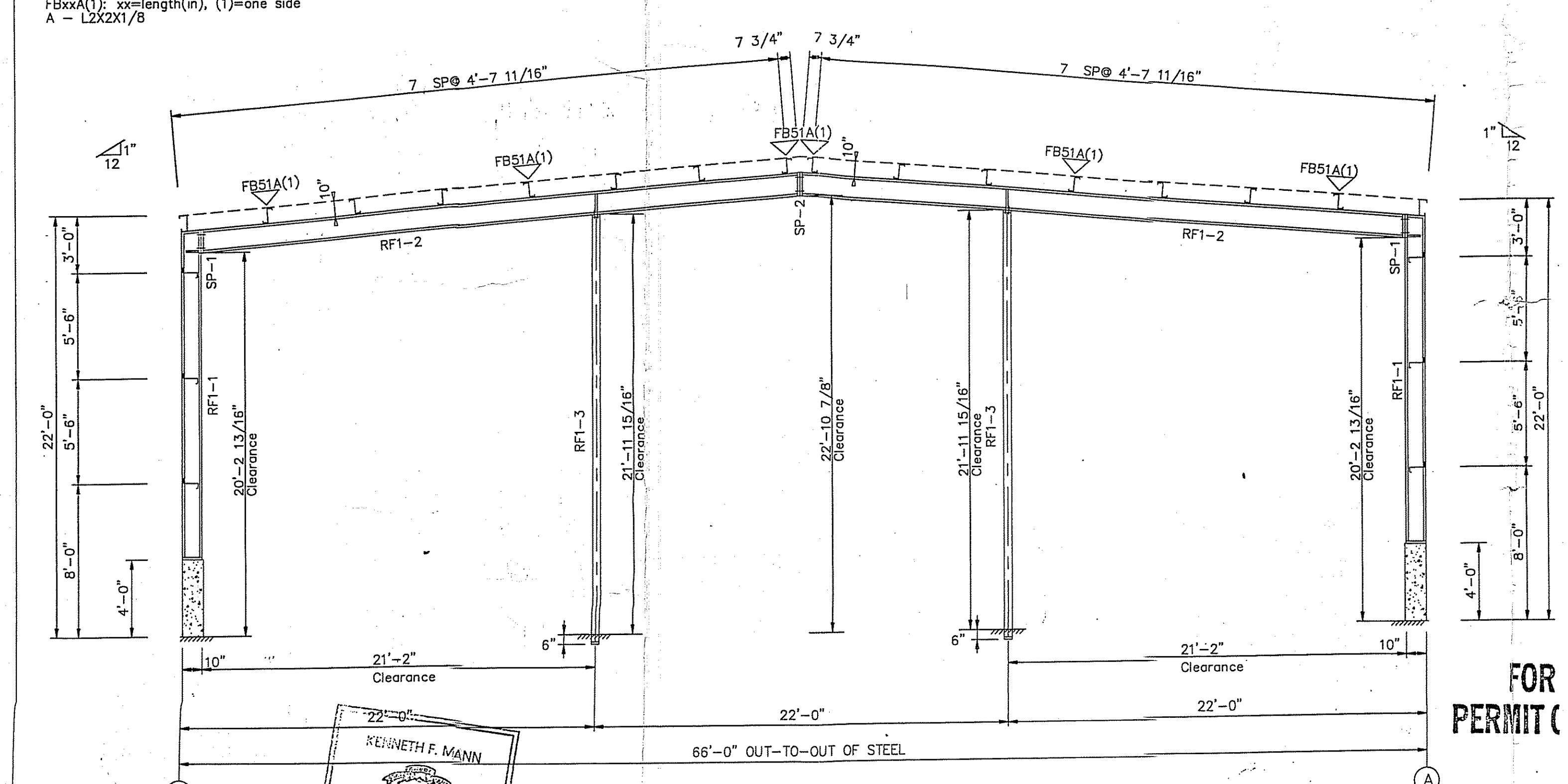


BUILDING CROSS SECTION FOR FRAME LINE 2

PACKAGE STEEL BLDGS.		Bolton Builders	
PROJECT	Maritime Foods	FRAME X-SECTION PLAN - PRELIMINARY	
ID	0211-019	DESIGN:DRM	DESIGN CHECK:
PROJECT ADDRESS	Providence, RI 02914	DRAFT:GAW	DRAFT CHECK:
		DATE:12/03/02	SHEET EPYS-2

SPLICE BOLTS				CAP PLATE BOLTS			
Splice Mark	Qnt	Top Of Plate Typ Dia Len	Bottom Of Plate Qnt Typ Dia Len	Col Id	Qnt	Typ Dia Len	
Sp-1	2	A325 0.625 1.75	2 A325 0.625 1.75	RF1-3	4	A325 0.625 1.50	
Sp-2	2	A325 0.625 1.75	2 A325 0.625 1.75	RF1-3	4	A325 0.625 1.50	

PIECE	MEMBER SIZE TABLE (in)			OUTSIDE FLANGE W x T x LEN	INSIDE FLANGE W x T x LEN
	WEB DEPTH START/END	WEB PLATE THICK	LENGTH		
RF1-1	9.5/9.5	0.125	206.2	6 x 1/4" x 205.3	6 x 1/4" x 193.9
RF1-2	11.5/11.5	0.125	240.0	6 x 1/4" x 9.8	6 x 1/4" x 386.4
RF1-3	11.5/11.5	0.125	147.4		


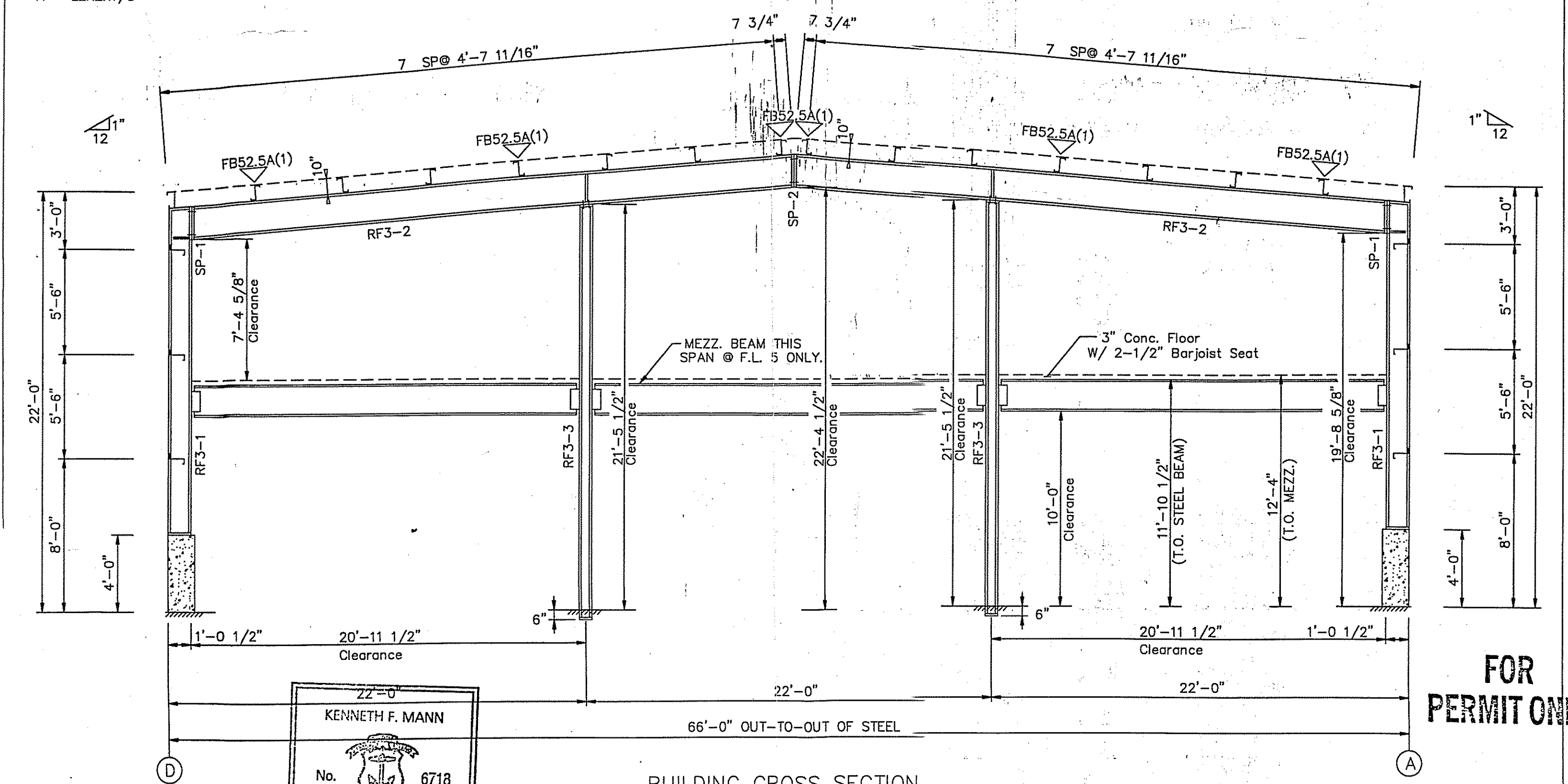


BUILDING CROSS SECTION FOR FRAME LINE 1

PACKAGE STEEL BLDGS.		Bolton Builders	
PROJECT	Maritime Foods	FRAME X-SECTION PLAN - PRELIMINARY	
ID	0211-019	DESIGN:DRM	DESIGN CHECK:
PROJECT ADDRESS	Providence, RI 02914	DRAFT:GAW	DRAFT CHECK:
		DATE:12/03/02	SHEET FRXS-4

SPLICE BOLTS				CAP PLATE BOLTS			
Splice Mark	Qnt	Top Of Plate Typ Dia Len	Bottom Of Plate Qnt Typ Dia Len	Col Id	Qnt	Typ Dia Len	
Sp-1	2	A325 0.750 2.00	2 A325 0.750 2.00	RF3-3	4	A325 0.625 1.75	
Sp-2	2	A325 0.750 2.00	2 A325 0.750 2.00	RF3-3	4	A325 0.625 1.75	

PIECE	MEMBER SIZE TABLE (in)			OUTSIDE FLANGE W x T x LEN	INSIDE FLANGE W x T x LEN
	WEB DEPTH START/END	WEB PLATE THICK	LENGTH		
RF3-1	11.5/11.5	0.180	206.0	8 x 1/2" x 205.0	8 x 1/2" x 187.6
RF3-2	17.5/17.5	0.180	240.0	8 x 3/8" x 12.0	8 x 3/8" x 383.8
RF3-3	17.5/17.5	0.180	145.3	6 x 1/4" x 383.8	6 x 3/8" x 383.8



BUILDING CROSS SECTION FOR FRAME LINE 3 4 5

PACKAGE STEEL BLDGS.		Bolton Builders	
PROJECT	Maritime Foods	FRAME X-SECTION PLAN - PRELIMINARY	
ID	0211-019	DESIGN:DRM	DESIGN CHECK:
PROJECT ADDRESS	Providence, RI 02914	DRAFT:GAW	DRAFT CHECK:
		DATE:12/03/02	SHEET FRXS-4